

This tool allows you to view the practice results for the GP Patient Survey. This NHS England survey, run by survey specialist Ipsos MORI, assesses patients' experiences of local NHS services.

Please note that not all differences (particularly at practice level) will be statistically significant. Caution is therefore advised when comparing findings at practice level.

Core Questions

PEEL PARK SURGERY

Q26 Is your GP surgery currently open at times that are convenient for you?

Yes	31	86%	
No	3	9%	
Don't know	2	5%	
	<u>36</u>		

Q3 Generally, how easy is it to get through to someone at your GP surgery on the phone?

Very easy	15	38%	
Fairly easy	19	50%	
Not very easy	3	7%	
Not at all easy	1	1%	
Haven't tried	2	4%	
Easy (total)	<u>34</u>	88%	
	38		






Q4 How helpful do you find the receptionists at your GP surgery?

Very helpful	18	46%	
Fairly helpful	15	39%	
Not very helpful	4	9%	
Not at all helpful	2	4%	
Don't know	0	1%	
Helpful (total)	<u>33</u>	86%	
	39		

Q18 Overall, how would you describe your experience of making an appointment?

Very good	16	44%	
Fairly good	14	38%	
Neither good nor poor	5	13%	
Fairly poor	1	2%	
Very poor	1	3%	
Good (total)	<u>30</u>	82%	
	37		

Q9 How often do you see or speak to the GP you prefer?

Always or almost always	12	57%	
A lot of the time	6	30%	
Some of the time	3	13%	
Never or almost never	0	0%	
Not tried at this GP surgery	0	0%	
	<u>21</u>		

This tool allows you to view the practice results for the GP Patient Survey. This NHS England survey, run by survey specialist Ipsos MORI, assesses patients' experiences of local NHS services.

Please note that not all differences (particularly at practice level) will be statistically significant. Caution is therefore advised when comparing findings at practice level.

Core Questions

PEEL PARK SURGERY






Q21a Last time you saw or spoke to a GP from your GP surgery, how good was that GP at the following? Giving you enough time

Very good	24	63%	
Good	9	24%	
Neither good nor poor	2	6%	
Poor	1	2%	
Very poor	2	6%	
Doesn't apply	0	0%	
Good (total)	33	87%	
	38		

Q21d Last time you saw or spoke to a GP from your GP surgery, how good was that GP at the following? Involving you in decisions about your care

Very good	18	47%	
Good	12	31%	
Neither good nor poor	3	8%	
Poor	1	3%	
Very poor	2	6%	
Doesn't apply	2	6%	
Good (total)	29	78%	
	38		

Q19 How long after your appointment time do you normally wait to be seen?

I don't normally have appointments at a particular time	1	2%	
Less than 5 minutes	7	20%	
5 to 15 minutes	22	60%	
More than 15 minutes	4	12%	
Can't remember	2	6%	
	36		

Q22 Did you have confidence and trust in the GP you saw or spoke to?

Yes, definitely	25	66%	
Yes, to some extent	8	23%	
No, not at all	3	9%	
Don't know/can't say	1	2%	
	37		







This tool allows you to view the practice results for the GP Patient Survey. This NHS England survey, run by survey specialist Ipsos MORI, assesses patients' experiences of local NHS services.

Please note that not all differences (particularly at practice level) will be statistically significant. Caution is therefore advised when comparing findings at practice level.

Core Questions

PEEL PARK SURGERY

Q29 Would you recommend your GP surgery to someone who has just moved to your local area?

Yes, would definitely recommend	21	56%	
Yes, would probably recommend	9	26%	
Not sure	3	7%	
No, would probably not recommend	2	5%	
No, would definitely not recommend	1	3%	
Don't know	1	3%	
	<hr/>		
	37		